

## Features & Benefits

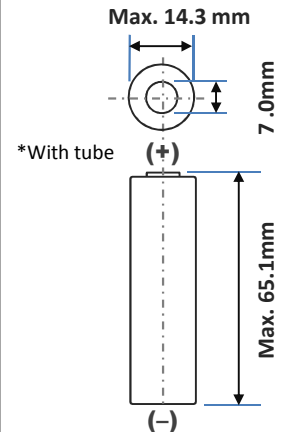
- Super high drain and high capacity model (High power & energy density)
- Long, stable power with a flat discharge voltage
- Ideal for power tools, E-bikes, and robotics.

## Specifications

Rated capacity <sup>(1)</sup>	Min. 1000mAh
Capacity <sup>(2)</sup>	Min. 1000mAh Typ. 1050mAh
Nominal voltage	3.6V
Charging	CC-CV, Std. 1000mA, 4.20V, 3.0 hrs
Weight (max.)	27.6 g
Temperature	Charge: 0 to +45°C Discharge: -20 to +60°C Storage: -20 to +50°C
Energy density <sup>(3)</sup>	Volumetric: 366 Wh/l Gravimetric: 135 Wh/kg

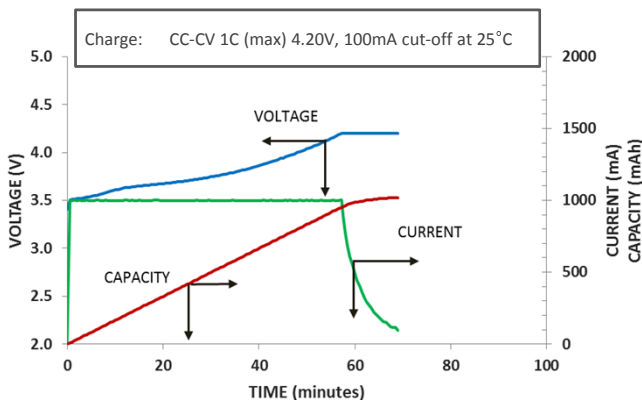
<sup>(1)</sup> At 20°C <sup>(2)</sup> At 25°C <sup>(3)</sup> Energy density based on bare cell dimensions

## Dimensions

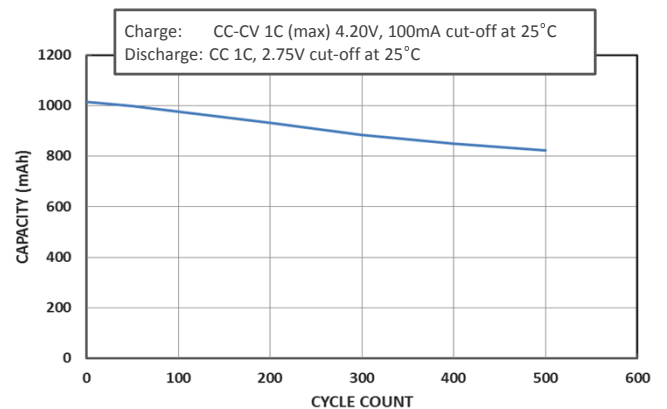


**For Reference Only**

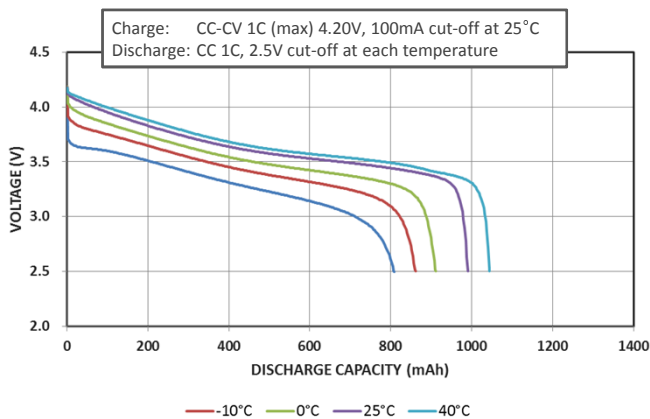
## Charge Characteristics



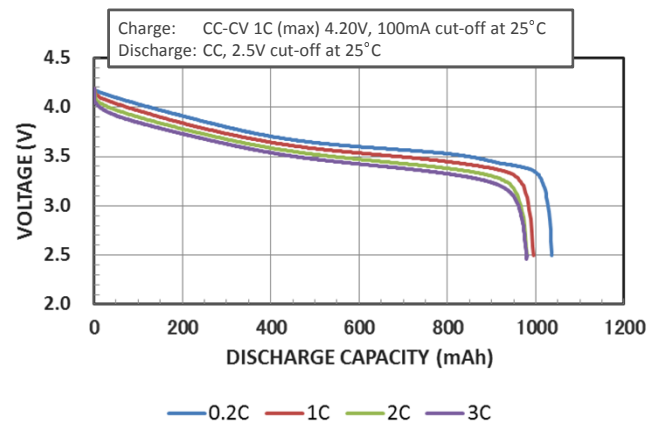
## Cycle Life Characteristics



## Discharge Characteristics (by temperature)



## Discharge Characteristics (by rate of discharge)



The data in this document is for descriptive purposes only and is not intended to make or imply any guarantee or warranty.